

LIST OF ATTACHMENTS TO MINUTES

	Minutes
	<u>Page</u>
Bookkeeper's report, including a list of checks presented for payment.....	4
Tax assessor/collector's report	4
Operator's report.....	5

BOOKKEEPER REPORT

Harris County Municipal Utility District No. 415

October 24, 2018



DISTRICT DATA
SERVICES^{INC}

9575 Katy Fwy, Suite 390
Houston, TX 77024
O: 713-932-7908 F: 713-932-8809
Stephanie@districtdataservices.com

**Harris County MUD #415
Operating Fund - Cash Analysis**

Operating Fund

Ending Cash Balance At Last Meeting	9/26/2018	\$	2,107.06
--	------------------	-----------	-----------------

RECEIPTS:

Tax Transfer	\$	2,375.49	
Mmkt Transfer	\$	7,000.00	
Voided Checks	\$	-	
Interest	\$	0.57	

Total Receipts for the Month:	\$	9,376.06
--------------------------------------	-----------	-----------------

Total Cash Available:	\$	11,483.12
------------------------------	-----------	------------------

Expenditures:

Auto	Internal Revenue Service	30-0512921	\$	(91.84)
Auto	Compass Bank	Service Fees	\$	(0.57)
1501	Seidl, Fred	Director Fee & Expense 05/23/18	\$	(176.67)
1502	Blankenship, James	Director Fee & Expense 05/23/18	\$	(176.67)
1503	Goebel, Jeffrey	Director Fee & Expense 05/23/18	\$	(149.42)
1504	Patricia Morlen	Director Fee & Expense 05/23/18	\$	(176.67)
1505	ABHR	09/2018 Legal Fees	\$	(4,471.45)
1506	AWBD	Registration Fees	\$	(345.00)
1507	District Data Services, Inc.	09/2018 Bookkeeping Expenses	\$	(1,051.78)
1508	Inframark	09/2018 R&M	\$	(2,090.80)
1509	Off Cinco	Website Expenses	\$	(218.00)
1510	Storm Water Solutions	Storm Water Mgmt	\$	(395.00)
1511	Dannenbaum Engineering Corp.	09/2018 Engineering Fees	\$	(943.06)
Trsfr	Compass Bank	Transfer to Mmkt	\$	-

*Checks Written Subsequent to Prior Meeting

Total Expenditures for the Month:	\$	(10,286.93)
--	-----------	--------------------

Current Cash Balance: Compass #2516147566	10/24/2018	\$	1,196.19
--	-------------------	-----------	-----------------

Investment Activity:

	Deposits	Withdrawals		Maturity	
Comp Mmkt #6730650076	\$ 34.52	\$ (7,018.00)		9/30/2018	0.2500%
					\$135,589.55

Total Operating Fund Balance:	\$	136,785.74
--------------------------------------	-----------	-------------------

**Harris County MUD #415
Capital Projects Fund**

Capital Projects Fund

Ending Cash Balance At Last Meeting	9/26/2018	\$	646.94
--	------------------	-----------	---------------

RECEIPTS:

Interest	\$	0.07	
Mmkt Transfer	\$	-	

Total Receipts for the Month:	\$	0.07
--------------------------------------	-----------	-------------

Total Cash Available:	\$	647.01
------------------------------	-----------	---------------

Expenditures:

Auto	Compass Bank	Service Fee	\$	(0.07)
1031	ABHR	09/2018 Legal Fees	\$	(517.50)

*Checks Written Subsequent to Prior Meeting

Total Expenditures for the Month:	\$	(517.57)
--	-----------	-----------------

Current Cash Balance: Compass #6736302703	10/24/2018	\$	129.44
--	-------------------	-----------	---------------

Investment Activity:	Deposits	Withdrawals	Maturity	
Comp Mmkt #6722724842	\$ -	\$ -	9/30/2018	0.2500% \$5,558.61

Total Capital Projets Fund Balance:	\$	5,688.05
--	-----------	-----------------

**Harris County MUD #415
Debt Service Fund**

Debt Service Fund

Ending Cash Balance At Last Meeting	9/26/2018	\$ 533.31
--	------------------	------------------

RECEIPTS:

Bond Proceeds	\$	-
Interest	\$	0.07

Total Receipts for the Month:	\$ 0.07
--------------------------------------	----------------

Total Cash Available:	\$ 533.38
------------------------------	------------------

Expenditures:

Auto	Compass Bank	Service Fee	\$ (0.07)
Trsfr	Compass Bank	Transfer to Mmkt	\$ -

*Checks Written Subsequent to Prior Meeting

Total Expenditures for the Month:	\$ (0.07)
--	------------------

Current Cash Balance: Compass #6736414021	10/24/2018	\$ 533.31
--	-------------------	------------------

Investment Activity:	Deposits	Withdrawals	Maturity
Comp Mmkt #6722723048	\$ 5,045.89	\$ (18.00)	9/30/2018 0.2500% \$163,971.99

Total Debt Service Fund Balance:	\$ 164,505.30
---	----------------------

Debt Service Schedule

Paying Agent: Bank of New York (All Series)

Series	3/1/2019	9/1/2019	3/1/2020	9/1/2020	3/1/2021	9/1/2021
2016						
Principal	\$0.00	\$0.00	\$0.00	\$50,000.00	\$0.00	\$0.00
Interest (Payoff 2024)	\$0.00	\$35,727.50	\$35,727.50	\$35,727.50	\$35,327.50	\$50,000.00
Annual Total:		\$35,727.50		\$121,455.00		\$85,327.50

**Above Amounts Do Not Include Paying Agent Fees

**Harris County MUD #415
Budget Comparison 2018**

	Actual	Adopted	Adopted	
	Jan-Sept '18	Jan-Sept '18	Ovr/Undr	Jan-Dec 2018
Ordinary Income/Expense				
Income				
1.5380 - Miscellaneous Income	2,185.24	50.00	2,913.65	75.00
1.5391 - Interest Income	263.20	0.00	350.93	0.00
1.5398 - Maintenance Tax	160,101.75	120,000.00	120,000.00	120,000.00
Total Income	162,550.19	120,050.00	123,264.59	120,075.00
Expense				
1.6235 - Repair & Maintenance	12,460.66	2,000.00	18,690.99	3,000.00
1.6310 - Director Fee	4,650.00	6,000.00	6,200.00	9,000.00
1.6320 - Legal Fees	44,974.15	32,000.00	67,461.23	48,000.00
1.6321 - Audit Fees	8,000.00	8,000.00	8,000.00	8,000.00
1.6322 - Engineering	6,508.47	5,600.00	11,157.38	8,400.00
1.6333 - Bookkeeping	9,477.96	6,667.00	12,637.28	10,000.00
1.6353 - Insurance/Surety Bond	5,519.00	6,000.00	6,000.00	6,000.00
1.6354 - Travel Expense	409.57	800.00	546.09	1,200.00
1.6356 - Storm Water Mgmt	6,055.00	10,667.00	16,000.00	16,000.00
1.6359 - Other Expenses	3,443.20	1,000.00	1,500.00	1,500.00
1.6560 - Payroll Taxes	355.84	800.00	474.45	1,200.00
1.7500 - Prepaid Bond Expense	0.00	0.00	0.00	0.00
Total Expense	101,853.85	79,534.00	148,667.42	112,300.00
Net Ordinary Income	60,696.34	40,516.00	-25,402.83	7,775.00
Net Income	60,696.34	40,516.00	-25,402.83	7,775.00

**Harris County MUD #415
Schedule of Investments
July to September 2018**

General Operating Fund										
Asset	Reference No.	Maturity Date	Yield	Book	Market	Transactions In	Out	Ending Book	Market	Rating
Compass	6730650076	9/30/2018	0.25%	\$179,535.85	\$179,535.85	\$107.70	\$	(\$7,054.00)	\$142,589.55	Demand Acct
Balance at September 30, 2018										

Capital Projects Fund										
Asset	Reference No.	Maturity Date	Yield	Beginning Book	Market	Transactions In	Out	Ending Book	Market	Rating
Compass	6722724842	9/30/2018	0.25%	\$7,558.61	\$7,558.61	\$4.39	\$	(2,004.39)	\$5,558.61	Demand Acct
Balance at September 30, 2018										

Debt Service Fund										
Asset	Reference No.	Maturity Date	Yield	Beginning Book	Market	Transactions In	Out	Ending Book	Market	Rating
Compass	6722723048	9/30/2018	0.25%	\$239,207.65	\$239,207.65	\$10,145.84	\$	(85,381.50)	\$163,971.99	Demand Acct
Balance at September 30, 2018										

The Investments for the period are in compliance with the District's Investment Policy and the Public Funds Investment Act

Investment Officer

Bookkeeper, District Data Services, Inc.


**Harris County MUD #415
Schedule of Investments
July to September 2018**

General Operating Fund												
Asset	Reference No.	Maturity Date	Yield	Book	Market	Transactions In	Out	Ending Book	Market	Rating		
Compass	6730650076	9/30/2018	0.25%	\$179,535.85	\$179,535.85	\$107.70	\$	(37,054.00)	\$142,589.55	\$142,589.55	Demand	Acct
Balance at September 30, 2018												

Capital Projects Fund												
Asset	Reference No.	Maturity Date	Yield	Book	Market	Transactions In	Out	Ending Book	Market	Rating		
Compass	6722724842	9/30/2018	0.25%	\$7,558.61	\$7,558.61	\$4.39	\$	(2,004.39)	\$5,558.61	\$5,558.61	Demand	Acct
Balance at September 30, 2018												

Debt Service Fund												
Asset	Reference No.	Maturity Date	Yield	Book	Market	Transactions In	Out	Ending Book	Market	Rating		
Compass	6722723048	9/30/2018	0.25%	\$239,207.65	\$239,207.65	\$10,145.84	\$	(85,381.50)	\$163,971.99	\$163,971.99	Demand	Acct
Balance at September 30, 2018												

The Investments for the period are in compliance with the District's Investment Policy and the Public Funds Investment Act



 Investment Officer
 Bookkeeper, District Data Services, Inc.

OATH

STATE OF TEXAS:

COUNTY OF HARRIS

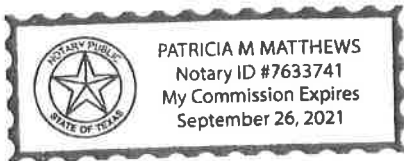
I, Mike Arterburn, being duly sworn state that I am the Tax Assessor-Collector for the mentioned District and that the foregoing report reflects a true and correct accounting of all taxes collected during the month stated herein.



Mike Arterburn, RTA

SWORN TO AND SUBSCRIBED BEFORE ME, THIS 3rd DAY OF October, 2018.

(SEAL)




NOTARY PUBLIC, STATE OF TEXAS

My commission expires September 26, 2021



11500 Northwest Freeway | Suite 150 | Houston, Texas 77092 | Voice: 713-688-3855 | Fax: 713-688-3931

**HARRIS COUNTY M.U.D. #415
TAX REPORT SUMMARY
9/30/18**

Total Receivables As of	9/30/18	\$ 1,707.18	pg 2
Cash Balance As of	8/31/18	\$ 19,406.40	pg 3
September Receipts		\$ 1,448.33	pg 3
September Disbursements		\$ (9,485.43)	pg 3
October Disbursements:			
1 Wire Transfer & 2 Checks		\$ (2,126.37)	pg 4
Cash Balance as of	10/1/18	\$ 9,242.93	pg 4

CURRENT COLLECTIONS & HISTORICAL DATA

Year	Collections 9/30/18	Adjustments 9/30/18	Reserve Uncollectibles	Collections 9/1/14-9/30/18	Receivables 9/30/18	Percent Collected
2018						
2017	827.38			342,531.33	921.33	99.73
2016				267,646.05	785.85	99.71
2015				169,140.06		100.00
2014				138,220.17		100.00

Last year's percentage as of 9/30/17 99.22%

CURRENT CERTIFIED VALUES & HISTORICAL DATA

Year	Debt Rate	M&O Rate	Total Tax Rate	Original Value	Adjustments	Adjusted Taxable Value	Taxable Levy	SR/KR Rolls
2018				35,004,950	7,303,213	42,308,163		1-1
2017	0.41	0.39	0.80	39,837,312	3,094,284	42,931,596	343,452.66	12-12
2016	0.41	0.39	0.80	28,782,119	4,771,887	33,554,006	268,431.90	23-23
2015	0.00	0.80	0.80	17,569,226	3,573,294	21,142,520	169,140.06	34-34
2014	0.00	0.80	0.80	12,821,171	4,456,365	17,277,536	138,220.17	45-45

**HARRIS COUNTY M.U.D. #415
TAX REPORT
9/30/18**

Receivable at 8/31/18	\$	2,534.56			
Prior Adjustments:	\$	-	\$	2,534.56	

2018 Tax Levy	\$	-			
	\$	-	\$	-	

Tax Collections From: 9/1/18 - 9/30/18

2018	\$	-
2017	\$	827.38

(\$ 827.38)

TOTAL RECEIVABLE AS OF		9/30/18			\$ 1,707.18
					=====

M&O Receivables:

2018	\$	-
Prior Year	\$	832.25

HARRIS COUNTY M.U.D. #415
9/30/18

		<u>Month of</u> <u>9/30/18</u>	<u>Fiscal to Date</u> <u>1/1/18-9/30/18</u>
Cash Balance as of	8/31/18	\$ 19,406.40	\$ 229,882.91
Receipts:			
Current & Prior Taxes		827.38	110,929.79
Penalty & Interest		165.48	3,066.40
Atty's Fee-Del Coll		198.57	2,530.91
Rollback Tax			
Rollback Interest			
Rendition Penalty			
Overpayment Refunds			191.28
Adjustment Refunds			
Stale Dated Checks			
Voided Checks			100.00
Checking Interest			13.16
Fraudulent Checks Reversed			9,590.00
Bank Charges Reimb		256.90	256.90
Tax Certificates			20.00
Notice to Purchaser			
TOTAL RECEIPTS:		\$ 1,448.33	\$ 126,698.44
Disbursements:			
Transfer/General Fund		1,972.14	160,101.75
Transfer/Debt Service Fund		5,000.00	165,000.00
Tax A/C Fee		500.00	4,500.00
Additional Services			
Tax A/C Bond Premium			100.00
Re-issue Tax A/C Bond Premium			100.00
Atty's Fee-Del Coll		1,193.04	1,503.58
Adjustment Refunds			
Overpayment Refunds			186.38
Notice to Purchaser			
Estimate of Value			234.50
CAD Assessment		644.00	1,910.00
Rendition Penalty			
Computer Cost			
Tax Certificates			
Aerial Photo			550.00
Postage		176.25	355.50
Publication-Legal Notice			
Bank Charge			256.90
Fraudulent Checks			9,590.00
Office Expenses			823.44
TOTAL DISBURSEMENTS:		(\$ 9,485.43)	(\$ 345,212.05)
Cash Balance As of	9/30/18	\$ 11,369.30	\$ 11,369.30
		=====	=====

**HARRIS COUNTY M.U.D. #415
9/30/18**

Cash Balance as of 9/30/18 \$ 11,369.30

Disbursements October 2018:

<u>Check #</u>	<u>Payee</u>	<u>Description</u>	<u>Amount</u>
W/T	General Fund on 10/10/18	Transfer of Funds	403.35
1010	Perdue Brandon Fielder Collins & Mott, LLP	Atty's Fee - Delinquent Coll	962.81
1011	Mike Arterburn, Tax A/C	October Fee	760.21

Total Disbursements: (\$ 2,126.37)

Cash Balance as of 10/1/18 \$ 9,242.93
=====

Checks #1004 - #1006 to be signed & held for HCAD Quarterly Billing

HARRIS COUNTY M.U.D. #415
9/30/18

CURRENT COLLECTIONS & HISTORICAL DATA						
<u>Year</u>	<u>Collections</u>	<u>Adjustments</u>	<u>Reserve</u>	<u>Collections</u>	<u>Receivables</u>	<u>Percent</u>
	<u>9/30/18</u>	<u>9/30/18</u>	<u>Uncollectibles</u>	<u>9/1/11-9/30/18</u>	<u>9/30/18</u>	<u>Collected</u>
2018						
2017	827.38			342,531.33	921.33	99.73
2016				267,646.05	785.85	99.71
2015				169,140.06		100.00
2014				138,220.17		100.00
2013				102,538.52		100.00
2012				65,135.40		100.00
2011				61,729.26		100.00

CURRENT CERTIFIED VALUES & HISTORICAL DATA								
<u>Year</u>	<u>Debt</u>	<u>Total</u>		<u>Original</u>	<u>Adjusted</u>	<u>Taxable</u>	<u>SR/KR</u>	
	<u>Rate</u>	<u>M&O Rate</u>	<u>Tax Rate</u>	<u>Value</u>	<u>Adjustments</u>	<u>Taxable Value</u>	<u>Levy</u>	<u>Rolls</u>
2018				35,004,950	7,303,213	42,308,163		1-1
2017	0.41	0.39	0.80	39,837,312	3,094,284	42,931,596	343,452.66	12-12
2016	0.41	0.39	0.80	28,782,119	4,771,887	33,554,006	268,431.90	23-23
2015	0.00	0.80	0.80	17,569,226	3,573,294	21,142,520	169,140.06	34-34
2014	0.00	0.80	0.80	12,821,171	4,456,365	17,277,536	138,220.17	45-45
2013	0.00	0.80	0.80	10,946,526	1,870,798	12,817,324	102,538.52	56-56
2012	0.00	0.80	0.80	6,121,356	2,020,596	8,141,952	65,135.40	59-59
2011	0.00	0.80	0.80	11,135	7,705,037	7,716,172	61,729.26	59-59

HARRIS COUNTY M.U.D. #415
9/30/18

Notes:

HARRIS COUNTY M.U.D. #415
9/30/18

Year		Percentage		
2018				
0.00	Debt Rate	0.00	0.00	Debt Levy
<u>0.00</u>	<u>M&O Rate</u>	<u>0.00</u>	<u>0.00</u>	<u>M&O Levy</u>
0.00	Total Rate	0.00	-	Total Levy

M&O Levy as of	9/30/18	0.00
Trans to M&O	8/31/18	(-)
M&O Coll as of	9/30/18	(-)
Balance Due	9/30/18	0.00

Year		Percentage		
2017				
0.41	Debt Rate	51.25	176,019.49	Debt Levy
<u>0.39</u>	<u>M&O Rate</u>	<u>48.75</u>	<u>167,433.17</u>	<u>M&O Levy</u>
0.80	Total Rate	100.00	343,452.66	Total Levy

M&O Levy as of	9/30/18	167,433.17	
Trans to M&O	8/31/18	(166,580.68)	
M&O Coll as of	9/30/18	(<u>403.35</u>)	Wire Transfer on 10/10/18
Balance Due	9/30/18	449.14	

Year		Percentage		
2016				
0.41	Debt Rate	51.25	137,571.35	Debt Levy
<u>0.39</u>	<u>M&O Rate</u>	<u>48.75</u>	<u>130,860.55</u>	<u>M&O Levy</u>
0.80	Total Rate	100.00	268,431.90	Total Levy

M&O Levy as of	9/30/18	130,860.55
Trans to M&O	8/31/18	(130,477.44)
M&O Coll as of	9/30/18	(-)
Balance Due	9/30/18	383.11



**HARRIS COUNTY MUD 415
TAX ACCOUNT**
11500 NORTHWEST FWY STE 150
HOUSTON, TX 77092

10/1/2018

PAY TO THE ORDER OF **Perdue Brandon Fielder Collins & Mott**

\$962.81**

Nine Hundred Sixty-Two and 81/100*****

DOLLARS

3 Signatures Required

Perdue Brandon Fielder Collins & Mott
1235 North Loop West, Suite 600
Houston, TX 77008

MEMO

AUTHORIZED SIGNATURE

⑈001010⑈ ⑆113001077⑆

⑈3342581⑈

HARRIS COUNTY MUD 415

TAX ACCOUNT

1010

Perdue Brandon Fielder Collins & Mott

10/1/2018

Atty's Fee-Delinquent Coll
Invoice #IVC00042303

962.81

HC MUD #415

962.81

HARRIS COUNTY MUD 415

TAX ACCOUNT

1010

Perdue Brandon Fielder Collins & Mott

10/1/2018

Atty's Fee-Delinquent Coll
Invoice #IVC00042303

962.81

HC MUD #415

962.81

Photo Safe Deposit®
Details on Bank

PERDUE, BRANDON, FIELDER, COLLINS & MOTT LLP
Attorneys at Law
1235 North Loop West, Suite 600
Houston, Texas 77008

INVOICE	IVC00042303
Type	
Date	9/25/2018
Page	1

Bill to:

Harris County MUD #415
c/o Utility Tax Service, LLC
11500 Northwest Freeway, Suite 465
Houston, TX 77092

Description	Ext. Price
Professional Services rendered in the collection of delinquent taxes, penalties and interest August 2018	\$962.81 pd 10-1-18 ck#1010
Total	\$962.81

HARRIS COUNTY M.U.D. #415
8/31/18

		<u>Month of</u> <u>8/31/18</u>	<u>Fiscal to Date</u> <u>1/1/18-8/31/18</u>
Cash Balance as of	7/31/18	\$ 16,477.74	\$ 229,882.91
Receipts:			
Current & Prior Taxes		4,045.42	110,102.41
Penalty & Interest		768.64	2,900.92
Atty's Fee-Del Coll		962.81	2,332.34
Rollback Tax			
Rollback Interest			
Rendition Penalty			
Overpayment Refunds			191.28
Adjustment Refunds			
State Dated Checks			
Voided Checks			100.00
Checking Interest		0.18	13.16
Fraudulent Checks Reversed		5,475.33	9,590.00
Tax Certificates			20.00
Notice to Purchaser			
TOTAL RECEIPTS:		\$ 11,252.38	\$ 125,250.11
Disbursements:			
Transfer/General Fund		2,466.82	158,129.61
Transfer/Debt Service Fund		5,000.00	160,000.00
Tax A/C Fee		500.00	4,000.00
Additional Services			
Tax A/C Bond Premium			100.00
Re-issue Tax A/C Bond Premium		100.00	100.00
Atty's Fee-Del Coll			310.54
Adjustment Refunds			
Overpayment Refunds			186.38
Notice to Purchaser			
Estimate of Value			234.50
CAD Assessment			1,266.00
Rendition Penalty			
Computer Cost			
Tax Certificates			
Aerial Photo			550.00
Postage			179.25
Publication-Legal Notice			
Bank Charge		256.90	256.90
Fraudulent Checks			9,590.00
Office Expenses			823.44
TOTAL DISBURSEMENTS:		(\$ 8,323.72)	(\$ 335,726.62)
Cash Balance As of	8/31/18	\$ 19,406.40	\$ 19,406.40

Wells Fargo: \$0
Central Bank: \$19,406.40



**HARRIS COUNTY MUD 415
TAX ACCOUNT**
11500 NORTHWEST FWY STE 150
HOUSTON, TX 77092

10/1/2018

PAY TO THE ORDER OF Mike Arterburn, Tax A/C

\$**760.21

Seven Hundred Sixty and 21/100*****

DOLLARS

Mike Arterburn, Tax A/C

3 Signatures Required

MEMO

AUTHORIZED SIGNATURE

⑈001011⑈ ⑆113001077⑆ ⑈3342581⑈

HARRIS COUNTY MUD 415

TAX ACCOUNT

1011

Mike Arterburn, Tax A/C

10/1/2018

October Tax Assessor-Collector Fee
3rd Quarter Billing - Office Expenses

500.00
260.21

HC MUD #415

760.21

HARRIS COUNTY MUD 415

TAX ACCOUNT

1011

Mike Arterburn, Tax A/C

10/1/2018

October Tax Assessor-Collector Fee
3rd Quarter Billing - Office Expenses

500.00
260.21

HC MUD #415

760.21

Photo Safe Deposit® Details on Back

Mike Arterburn, Tax A/C

Invoice

%Utility Tax Service, LLC
11500 NW Freeway, Ste 465
Houston, TX 77092

Date	Invoice #
10/1/2018	9337

Bill To
HC MUD 415

Item	Description	Amount
Monthly Fee 3rd Quarter Billing	October Tax Assessor-Collector Fee Office Expenses	500.00 260.21
		CK#1011 pd 10-1-18
Total		\$760.21
Payments/Credits		\$0.00
Balance Due		\$760.21

**ENGINEER'S REPORT
HARRIS COUNTY MUNICIPAL UTILITY DISTRICT NO. 415
OCTOBER 24TH, 2018**

Agenda
Item #

3. Unlimited Tax Bonds, Series 2018, including:
- i. Update from District Engineer on TCEQ inspection of facilities

Punchlist repairs for Section 8, to bring the Section to TCEQ standards, are ongoing.
7. Engineering Matters
- Authorize design, approve plans and specifications, authorize advertisement for bid, review bids and award contract, approve pay estimates, change orders and/or final acceptance, as appropriate for the following construction projects:
- a. Clearing and grubbing of The Crossing at Commons of Lake Houston, Section 1 (aka Commons Waterway, Section 6)

K&K Earthworks, LLC has completed the work, no new pay estimates at this time.
 - b. Water, Sewer and Drainage Facilities to serve The Crossing at Commons of Lake Houston, Section 1 (aka Commons Waterway Sec. 6)

First stage utility construction is complete, no new pay estimates at this time.
 - c. Clearing and Grubbing to serve The Crossing at the Commons of Lake Houston, Section 2

Nothing to report at this time.
 - d. Water, Sewer and Drainage Facilities to serve The Crossing at the Commons of Lake Houston, Section 2

Nothing to report at this time.
 - e. Lift Station No. 1

The operator is almost complete with the conversion of the water meter to a City of Houston meter. Once that is complete, we will reschedule the functionality test and inspection with the City, as all punchlist items will be addressed. After that inspection, we will enter into the 7 day test as required by the City, and if that passes, we will move to the next step of acceptance of the lift station by the City.
 - f. Deeds and easements, consents to encroachments, requests for service or utility commitment letters:

N/A

10. Storm water permitting and maintenance matters, including proposals for additional work;

At the last board meeting, we received a request for pictures any time cleanouts are done by the storm water consultant within the District. Attached is an e-mail correspondence between Dannenbaum and the storm water consultant related to that request. We did not receive pictures this month, but I would expect to have pictures at our next meeting and from that point moving forward.

Respectfully submitted,



Steve Sheldon, P.E.
District Engineer

Steve Sheldon

From: Blake Kridel <bk@swstx.com>
Sent: Wednesday, September 26, 2018 10:49 AM
To: Steve Sheldon
Cc: aollwerther@abhr.com; Robert Seale (rseale@abhr.com)
Subject: Re: HCMUD 415

Steve,

We inspect these facilities monthly as part of our contract with the MUD and take multiple pictures at each inspection. The vactor truck cleanout of these underground units is only performed as needed when the sediment accumulation rises above the cleanout capacity for the respective units, and these cleanouts are priced separately from the annual maintenance/permit management budget (via an additional proposal). Additionally, when we perform cleanouts several pictures are taken and we are required to keep and file the dump/waste manifests. Long story short - very doable. Let me know if you have any questions.

Thank you sir,

Blake A. Kridel
Direct: 832.642.0524 | bk@swstx.com
Storm Water Solutions, LLC
16110 Hollister St. Houston, Texas 77066
281.587.5950

On Wed, Sep 26, 2018 at 10:29 AM Steve Sheldon <Steve.Sheldon@dannenbaum.com> wrote:
Blake - You guys have a contract with MUD 415 to clean the stormtroopers once a year and renew the storm water quality permits and as part of that you take pictures of the cleaned units. The board has requested that for every cleaning from now on that you take "before" and "after" pictures and submit them to the board (or to me so I can share them with the board) for their review.

Doable?

Thanks,

Steve Sheldon



Harris County Municipal Utility District No. 415
Operations Report for the month of
September 2018
Board Meeting 10-24-2018

INFRAMARK, LLC
 DISTRICT : HARRIS COUNTY MUD 415
 INVOICE NO. 1124571 - DETAIL
 INVOICE DATE: 10/17/2018

19 Oct 2018 02:26:17PM CST
 Go Green! Think before you print.

Work Type / Sub Category	Date Complete	WO Number	Address	Task Details	Equipment Costs	Labor Costs	Materials/Other Service Costs	Sales Tax Total	Total Costs	B/C
Administrative Services	9/20/2018	1831434	HC415 District Area	Deliver or Post Notices in a District Area; Post meeting notice	\$7.25	\$23.45	\$0.00	\$0.00	\$30.70	N
				Administrative Services Total	\$7.25	\$23.45	\$0.00	\$0.00	\$30.70	
				AD Total	\$7.25	\$23.45	\$0.00	\$0.00	\$30.70	
Maintenance, Sewer										
General Maintenance & Repairs	9/11/2018	1827829	HC415 District Area	Billable Operations at a Sewer System (normal hours, after normal hours, weekends & holidays);	\$7.25	\$15.63	\$0.00	\$0.00	\$22.88	N
	9/14/2018	1828169	HC415 District Area	Billable Operations at a Sewer System (normal hours, after normal hours, weekends & holidays);	\$14.50	\$31.27	\$0.00	\$0.00	\$45.77	N
	9/19/2018	1830643	HC415 District Area	Billable Operations at a Sewer System (normal hours, after normal hours, weekends & holidays);	\$14.50	\$31.27	\$0.00	\$0.00	\$45.77	N
	9/25/2018	1835730	HC415 District Area	Billable Operations at a Sewer System (normal hours, after normal hours, weekends & holidays);	\$7.25	\$15.63	\$0.00	\$0.00	\$22.88	N
	9/28/2018	1835731	HC415 District Area	Billable Operations at a Sewer System (normal hours, after normal hours, weekends & holidays);	\$7.25	\$15.63	\$0.00	\$0.00	\$22.88	N
	10/1/2018	1835732	HC415 District Area	Billable Operations at a Sewer System (normal hours, after normal hours, weekends & holidays);	\$6.75	\$45.21	\$0.00	\$0.00	\$51.96	N

INFRAMARK, LLC
 DISTRICT : HARRIS COUNTY MUD 415
 INVOICE NO. 1124571 - DETAIL
 INVOICE DATE: 10/17/2018

19 Oct 2018 02:26:17PM CST
 Go Green! Think before you print.

Work Type / Sub Category	Date Complete	WO Number	Address	Task Details	Equipment Costs	Labor Costs	Materials/Other Service Costs	Sales Tax Total	Total Costs	B/C
	10/3/2018	1835735	HC415 District Area	Billable Operations at a Sewer System (normal hours, after normal hours, weekends & holidays);	\$7.25	\$15.63	\$0.00	\$0.00	\$22.88	N
				General Maintenance & Repairs Total	\$84.76	\$170.27	\$0.00	\$0.00	\$235.02	
				MS Total	\$64.76	\$170.27	\$0.00	\$0.00	\$235.02	
Maintenance, Water										
Maintenance										
	9/4/2018	1808506	HC415 District Area	General Repair of a Water System Asset; Replace Labels In LS Panel	\$362.50	\$1,242.28	\$220.30	\$0.00	\$1,825.08	N
				Maintenance Total	\$362.50	\$1,242.28	\$220.30	\$0.00	\$1,825.08	
				MW Total	\$362.50	\$1,242.28	\$220.30	\$0.00	\$1,825.08	
				Invoice Total	\$434.50	\$1,436.00	\$220.30	\$0.00	\$2,090.80	